

Mt. Vernon Fire Department

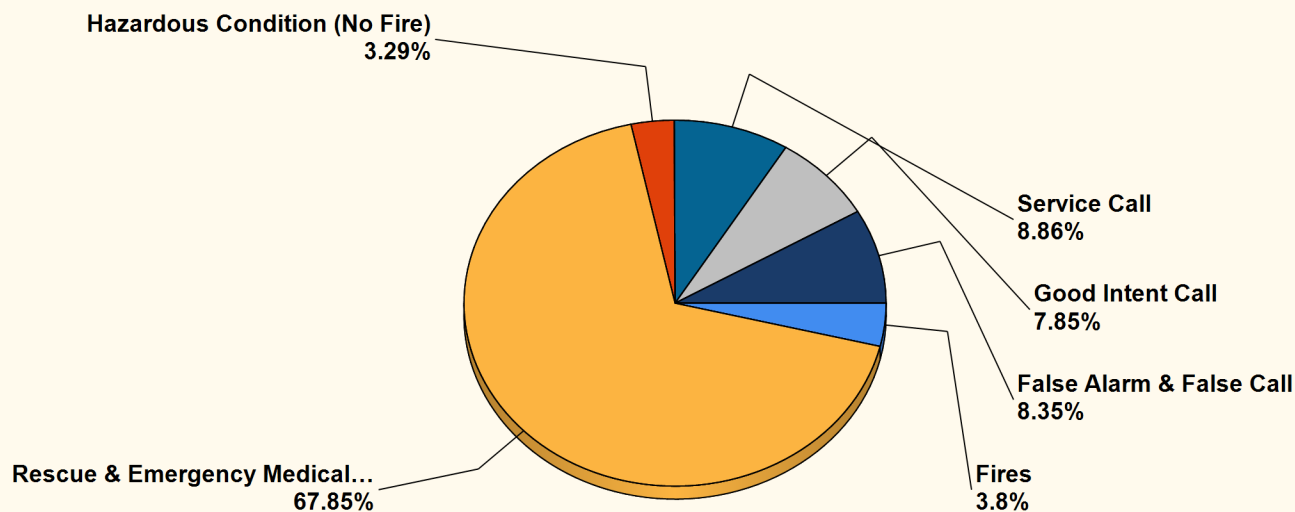
Mt. Vernon, IL

This report was generated on 8/6/2025 11:05:19 AM



Breakdown by Major Incident Types for Date Range

Zone(s): All Zones | Start Date: 06/01/2025 | End Date: 06/30/2025



MAJOR INCIDENT TYPE	# INCIDENTS	% of TOTAL
Fires	15	3.8%
Rescue & Emergency Medical Service	268	67.85%
Hazardous Condition (No Fire)	13	3.29%
Service Call	35	8.86%
Good Intent Call	31	7.85%
False Alarm & False Call	33	8.35%
TOTAL	395	100%

Only REVIEWED and/or LOCKED IMPORTED incidents are included. Summary results for a major incident type are not displayed if the count is zero.

Detailed Breakdown by Incident Type

INCIDENT TYPE	# INCIDENTS	% of TOTAL
111 - Building fire	2	0.51%
112 - Fires in structure other than in a building	1	0.25%
118 - Trash or rubbish fire, contained	1	0.25%
131 - Passenger vehicle fire	3	0.76%
151 - Outside rubbish, trash or waste fire	7	1.77%
154 - Dumpster or other outside trash receptacle fire	1	0.25%
311 - Medical assist, assist EMS crew	2	0.51%
320 - Emergency medical service, other	4	1.01%
321 - EMS call, excluding vehicle accident with injury	241	61.01%
322 - Motor vehicle accident with injuries	18	4.56%
324 - Motor vehicle accident with no injuries.	2	0.51%
341 - Search for person on land	1	0.25%
412 - Gas leak (natural gas or LPG)	2	0.51%
424 - Carbon monoxide incident	1	0.25%
440 - Electrical wiring/equipment problem, other	1	0.25%
442 - Overheated motor	2	0.51%
444 - Power line down	7	1.77%
510 - Person in distress, other	1	0.25%
511 - Lock-out	1	0.25%
531 - Smoke or odor removal	1	0.25%
551 - Assist police or other governmental agency	3	0.76%
552 - Police matter	1	0.25%
553 - Public service	1	0.25%
554 - Assist invalid	26	6.58%
561 - Unauthorized burning	1	0.25%
600 - Good intent call, other	1	0.25%
611 - Dispatched & cancelled en route	14	3.54%
622 - No incident found on arrival at dispatch address	12	3.04%
631 - Authorized controlled burning	1	0.25%
651 - Smoke scare, odor of smoke	2	0.51%
671 - HazMat release investigation w/no HazMat	1	0.25%
700 - False alarm or false call, other	1	0.25%
710 - Malicious, mischievous false call, other	1	0.25%
711 - Municipal alarm system, malicious false alarm	1	0.25%
733 - Smoke detector activation due to malfunction	1	0.25%
736 - CO detector activation due to malfunction	1	0.25%
740 - Unintentional transmission of alarm, other	3	0.76%
744 - Detector activation, no fire - unintentional	1	0.25%
745 - Alarm system activation, no fire - unintentional	24	6.08%
TOTAL INCIDENTS:	395	100%

Only REVIEWED and/or LOCKED IMPORTED incidents are included. Summary results for a major incident type are not displayed if the count is zero.



Mt. Vernon Fire Department

Mt. Vernon, IL

This report was generated on 8/6/2025 11:02:23 AM



Incident Statistics

Zone(s): All Zones | Start Date: 06/01/2025 | End Date: 06/30/2025

INCIDENT COUNT			
INCIDENT TYPE		# INCIDENTS	
EMS		268	
FIRE		127	
TOTAL		395	
TOTAL TRANSPORTS (N2 and N3)			
APPARATUS	# of APPARATUS TRANSPORTS	# of PATIENT TRANSPORTS	TOTAL # of PATIENT CONTACTS
5131	1	1	108
5132	0	0	120
5133	0	0	8
5166	0	0	1
TOTAL	1	1	237
PRE-INCIDENT VALUE		LOSSES	
\$0.00		\$0.00	
CO CHECKS			
424 - Carbon monoxide incident		1	
736 - CO detector activation due to malfunction		1	
TOTAL		2	
MUTUAL AID			
Aid Type		Total	
Aid Given		3	
Aid Received		12	
OVERLAPPING CALLS			
# OVERLAPPING		% OVERLAPPING	
137		34.68	
LIGHTS AND SIREN - AVERAGE RESPONSE TIME (Dispatch to Arrival)			
Station	EMS	FIRE	
Station 1	0:03:25	0:05:11	
Station 3	0:04:43	0:03:38	
Station 4	0:03:33	0:04:49	
Station O		0:01:54	
AVERAGE FOR ALL CALLS		0:03:48	

Only Reviewed Incidents included. EMS for Incident counts includes only 300 to 399 Incident Types. All other incident types are counted as FIRE. CO Checks only includes Incident Types: 424, 736 and 734. # Apparatus Transports = # of incidents where apparatus transported. # Patient Transports = All patients transported by EMS. # Patient Contacts = # of PCR contacted by apparatus. This report now returns both NEMSIS 2 & 3 data as appropriate. For overlapping calls that span over multiple days, total per month will not equal Total count for year.

LIGHTS AND SIREN - AVERAGE TURNOUT TIME (Dispatch to Enroute)

Station	EMS	FIRE
Station 1	0:00:28	0:01:01
Station 3	0:00:45	0:01:00
Station 4	0:00:41	0:00:45
Station O		0:00:02
AVERAGE FOR ALL CALLS		0:00:40
AGENCY		AVERAGE TIME ON SCENE (MM:SS)
Mt. Vernon Fire Department		14:19

Only Reviewed Incidents included. EMS for Incident counts includes only 300 to 399 Incident Types. All other incident types are counted as FIRE. CO Checks only includes Incident Types: 424, 736 and 734. # Apparatus Transports = # of incidents where apparatus transported. # Patient Transports = All patients transported by EMS. # Patient Contacts = # of PCR contacted by apparatus. This report now returns both NEMSIS 2 & 3 data as appropriate. For overlapping calls that span over multiple days, total per month will not equal Total count for year.

Mt. Vernon Fire Department

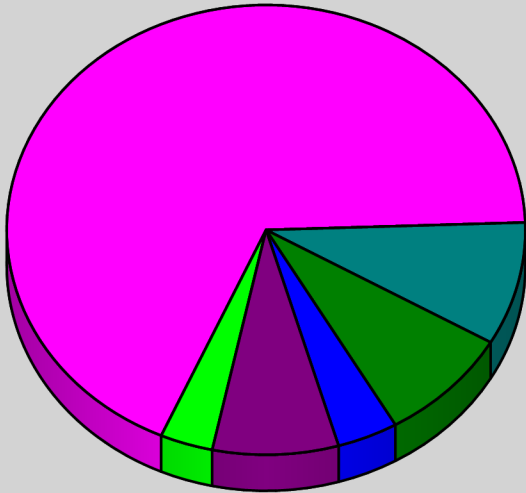
Mt. Vernon, IL

This report was generated on 8/6/2025 11:03:55 AM



Major Incident Types by Month for Date Range

Start Date: 06/01/2025 | End Date: 06/30/2025



- False Alarm & False Call

Fire
- Good Intent Call

Hazardous Condition (No Fire)
- Rescue & Emergency Medical Service Incident

Service Call

INCIDENT TYPE	JUN	TOTAL
False Alarm & False Call	33	33
Fire	15	15
Good Intent Call	31	31
Hazardous Condition (No Fire)	13	13
Rescue & Emergency Medical Service Incident	268	268
Service Call	35	35
Total	395	395

Only REVIEWED incidents included



Mt. Vernon Fire Department

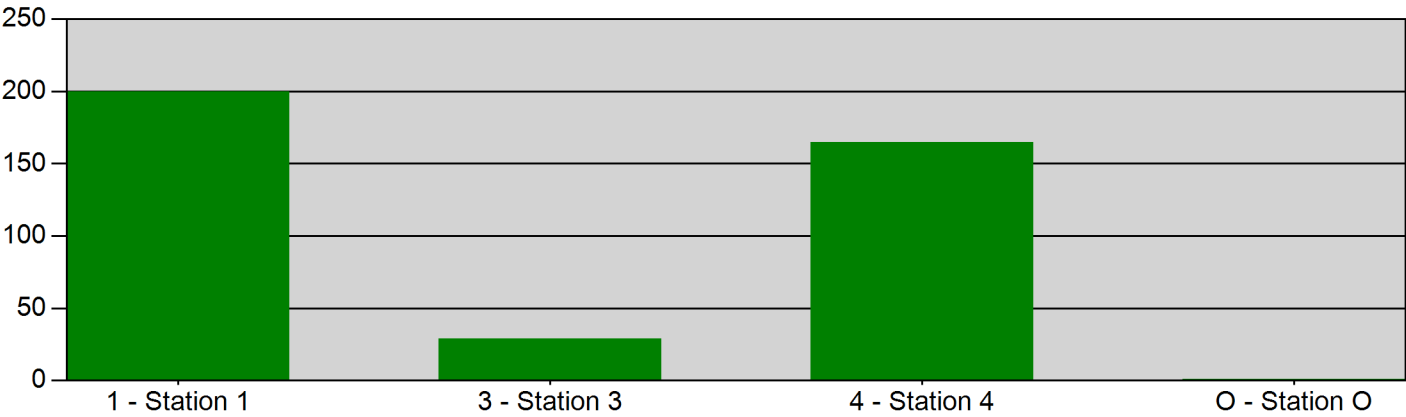
Mt. Vernon, IL

This report was generated on 8/6/2025 10:54:19 AM



Incidents per Station for Date Time Range for Station

Start Time: 00:00 | End Time: 23:00 | Incident Type(s): All Incident Types | Station: All Stations | Start Date: 06/01/2025 | End Date: 06/30/2025



STATION	COUNT
1 - Station 1	200
3 - Station 3	29
4 - Station 4	165
O - Station O	1
TOTAL:	395

Only Reviewed Incidents included. This report totals the Incidents and groups by the Station specified in Basic 1. End Time menu returns all matches inside the chosen hour (ex: 23:00 returns all matching results from 23:00 - 23:59).

Mt. Vernon Fire Department

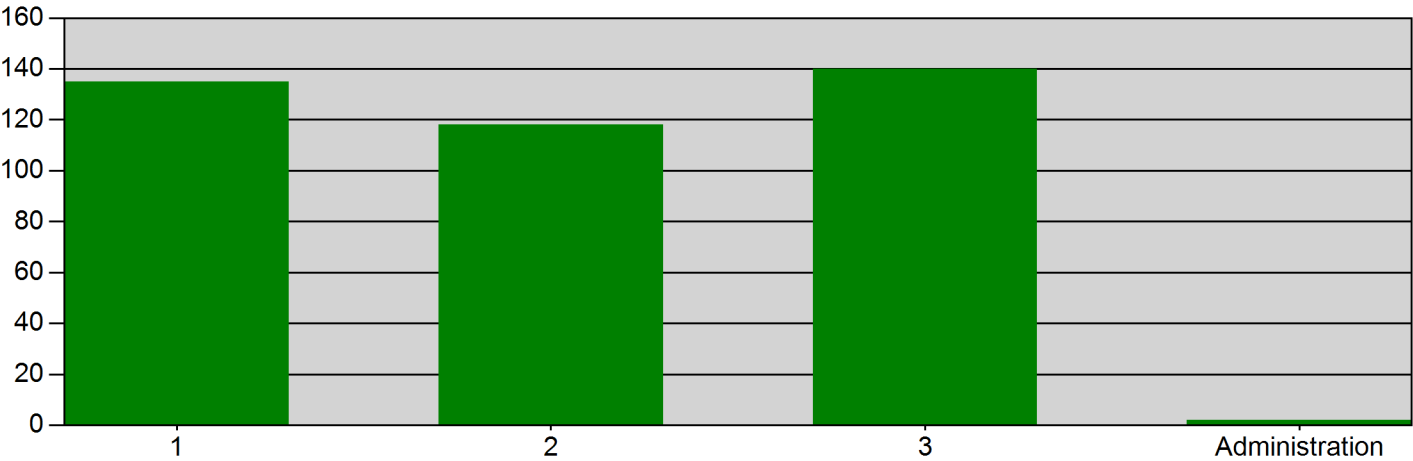
Mt. Vernon, IL

This report was generated on 8/6/2025 11:00:31 AM



Incidents by Shift for Date Range

Start Date: 06/01/2025 | End Date: 06/30/2025



SHIFT	# INCIDENTS
1	135
2	118
3	140
Administration	2

TOTAL: 395

Incidents with multiple EXPOSURES, with distinct stations, may create a slight difference between the report total and total number of actual incidents for the DATE RANGE provided. The totals reflect the # INCIDENTS each STATION was assigned. Only REVIEWED incidents included.